

Oaks & Acorns

Outdoor School 2020/21



Pine Project



Welcome to the Pine Project!

The Pine Project fosters confidence, competence, resilience and connection to nature through transformative outdoor experiences for people of all ages in Toronto and beyond.

Our work inspires a vital re-connection between people and nature, community and oneself. We work primarily with children and families in the urban context, delivering innovative year-round outdoor programming.



Our goal is to inspire nature connection in childhood, supporting children to grow into healthy, active, and resilient people.



Contents

This package contains information on the following topics:


Overview & Schedule

Health & Safety

What to Bring Checklist

Communication

Directions



Overview & Schedule

Oaks & Acorns

Location

Stan Wadlow (East) OR King's Mill (West)

Timing

9:30am - 11:30am

Program Dates

Sessions occur on a weekly basis between:

Fall season: October 5 - December 11, 2020

Winter season: January 4 - March 7, 2021

Spring season: March 29 - June 6, 2021

In Oaks and Acorns, we help caregivers integrate nature into their family's everyday life. As a group, we take short wanders in nature, share stories and songs, and get to know the plants and animals in our area. We actively teach caregivers mentoring techniques and naturalist knowledge, while children learn experientially. It's also a great chance to connect with a like-minded community, share experiences and advice, and build new friendships.

Program Content Highlights:

- Creating nature connection in your home and day to day life
- Storytelling and songs
- Adventures, wandering and tracking wildlife
- Wild edibles, medicinals, and hazard plants (identification and uses)
- Stewardship and taking care of the land
- Nature-based crafting



Flow of the day!

As the program is guided by natural curiosity and the changing needs of the group, a schedule is rarely followed exactly, but the below gives you a good idea of an average day at program.

9:30am Sign-in, Screening & Circle

9:45am - 11:15am Nature Activities*

11:15am - 11:30pm Closing Circle

*The group will stop for snacks at any time during this period depending on group needs.

Health and Safety

We're committed to providing a safe environment for participants, staff and families.

Pine's programs will meet Ontario and Toronto health recommendations. However, these offer no guarantee that you or your child will not be exposed to Covid-19.

We all play a role in limiting the virus' spread in our community. Please visit the [City of Toronto's Covid-19 webpage](#) for more information on how you can protect yourself and others, how to identify and respond to symptoms of Covid-19, and other resources.

Please read the following details carefully and reach out to our team with any questions or concerns.

Screening Procedures

At-home online screening:

- Each morning before field sessions, take your temperature and complete our [online Covid-19 Screening Form](#).
- This form only allows for "No" answers to the screening questions. If your answer is "Yes" to any of the questions, please remain at home and email our team at info@pineproject.org to notify us of the reason for absence.
- Upon submitting the form, a confirmation email will be sent to the email you've provided. PLEASE BRING THIS CONFIRMATION EMAIL WITH YOU (ELECTRONIC OR PRINTED) TO PROGRAM. Staff will confirm the date that the confirmation email was sent upon arrival (screening must be done the day of program).

If online screening is not possible:

- Any participants who arrive to program without a screening confirmation email will be screened on site upon arrival. Please see the sample screening form at the end of this welcome package for screening questions.

Illness

If you are ill or if you know of a planned absence from program, please stay home and email info@pineproject.org.

If a participant falls ill with Covid-19 symptoms while at program, they will be isolated from the rest of the group. Please ensure that you've provided two emergency contacts who are able to pick you up within 1 hour of being contacted, if needed.

We develop our policies and procedures based on guidance from Toronto Public Health. As guidance continues to change in response to the evolving Covid-19 situation in Ontario, our policies and procedures will be updated accordingly. Please see our ['Information for Program Participants' webpage](#) for the most up-to-date policies related to program screening, when participants can return to program after being ill, and more.

Participants who have symptoms of Covid-19 or who have had contact with a confirmed case of Covid-19 will not be permitted to attend program.



Health and Safety

Physical Distancing

We will encourage physical distancing within a group whenever possible. However, physical distancing may not be possible in situations such as providing first aid, during safety and emergency situations or inclement weather. In these cases, participants and staff will be required to use face coverings.

*Staff are required to wear masks at all time during program (except when eating or drinking).

Hygiene and Sanitation

We have enhanced all hygiene and sanitation practices, including:

- Increasing the frequency of routine cleaning and disinfection of high touch surfaces and equipment.
- Requiring frequent hand washing/sanitizing. Hand sanitizer ($\geq 70\%$ alcohol) will be used when soap and water is not available.
- Enforcing strict no-sharing policies for food and personal items.
- Reminding participants and staff to practice proper respiratory etiquette, such as sneezing or coughing into a sleeve or elbow.

Face Coverings

Please bring a clean face covering to program each day in a plastic re-sealable bag. Participants will be required to wear face coverings if/when physical distancing cannot be maintained. Please bring paper bags, breathable cloth bags, or Ziploc bags to store clean and dirty masks (separately) when not in use (plastic bags are not recommended).

Thanks to the nature of our programming, there is often opportunity to physical distance. Our intention is to create space for mask-free outdoor experiences in every session.

Please refer to [Public Health Toronto's recommendations on how to choose and properly use face coverings.](#)

Weather

We do not cancel programs due to weather. Programs will run consistently throughout the winter, in all weather conditions. We employ strategies to stay warm: keeping active, finding shelter, setting up a tent or tarps. We have comprehensive emergency plans for all types of weather while at program, and our staff are trained in how to assess and manage risk. Please reach out to our office team if you're concerned and would like to know more.



Health & Safety

Special Accommodations

We do our very best to provide a positive environment for all of our participants. If you require special accommodations beyond what was described upon registration, please reach out to our team. Elaborating as much as possible allows us to understand how best to support participants' diverse needs.

While we may not be able to meet every participant's needs, we try our best to provide a wonderful experience for all.

Ticks

Black legged ticks exist in Toronto city parks. We do our best to teach tick awareness in a positive and clear way. We suggest that you inform yourself on ticks, how to prevent and check for them, and options for their removal by reading the information sheet from the Ontario Government at:
<https://www.ontario.ca/page/lyme-disease>.

Washrooms

The parks are not equipped with washrooms or running water. There will be a private portable toilet available for the exclusive use of Pine Project participants and staff, which will be regularly cleaned and sanitized.

Supplemental Forms


In order to ensure a happy, healthy program culture we need to collect some important information from all participants. Please ensure that you fill out the following supplemental forms as they apply to you. This year, it is especially critical that all participants submit these forms.

Please note that there will be no hardcopy forms available for you to complete at program. If mandatory forms have not been completed online prior to the start of program, we may not be able to welcome you.

- ☐ Oaks & Acorns CHILd Additional Info, Medical Form & Guardian 1 Waivers (Mandatory)
- ☐ Secondary Guardian Waivers (Mandatory for ALL child participants with 2 legal guardians)
- ☐ Anaphylaxis Emergency Plan (Mandatory for any participant with a known anaphylactic allergy)

You can access these forms by logging into your account on our online registration system.

*****All supplemental forms must be submitted before you will be able to join us*****



Communication



If you're running early or late, or in case of emergency, you can contact the field staff (during program hours) at:

Field Phone:
(437) 771 3225

For all inquiries, please contact our administrative team:

Contact us by phone:

(416) 792 2772


Contact us by email:

info@pineproject.org

Providing Feedback

At the Pine Project, we believe that transparent communication is the best way to work through a problem. We are committed to gathering feedback and hearing all voices. If something comes up that makes you uncomfortable, please let us know by taking the following steps:

1. Talk to a lead instructor in your program. Let them know you have some feedback you'd like to share, and ask when a good time would be to share it. They will bring the feedback to their team for discussion.
2. Ask lots of questions and be curious about the issue. Find out as much as you can before forming a conclusion or judgment.
3. If you feel as though your concern has not been addressed, contact our office team.



What to Bring Checklist

Clothing

☐ Weather Appropriate Clothing

Make sure to dress for the weather. We are outdoors in all weather (rain, shine, cold and snow!)

Cold Weather: Insulated and waterproof boots, snowsuits, warm gloves or mitts, scarves, and hats.

Rainy Days: Rain boots and rain jackets.

☐ Extra Clothing - REQUIRED

Please come with an extra set of clothes for your child.

Other

☐ Face Coverings

Participants must bring a clean non-medical mask each program day in a plastic re-sealable bag. Please refer to [Public Health Ontario](#) and [Public Health Toronto's](#) recommendations on how to choose and properly use face coverings. (Please refer to the Health & Safety section of this Welcome Package for more info.)

☐ Hand Sanitizer (if not allergic)

Food & Drink

☐ Snacks

We will stop for snacks each program day. Please pack litter-free and nut-free food.

☐ Water

Please come with all the drinking water you and your child will require for the duration of program. We will not be able to refill water on site.

Lost & Found


Given the circumstances this year, we will not be managing Lost & Found.

We recommend that all belongings are labeled!



Please DO NOT bring:

Anything valuable or electronic, or distracting toys.



Directions - EAST END

Stan Wadlow Park

43°42'00.1"N - 79°18'47.1"W

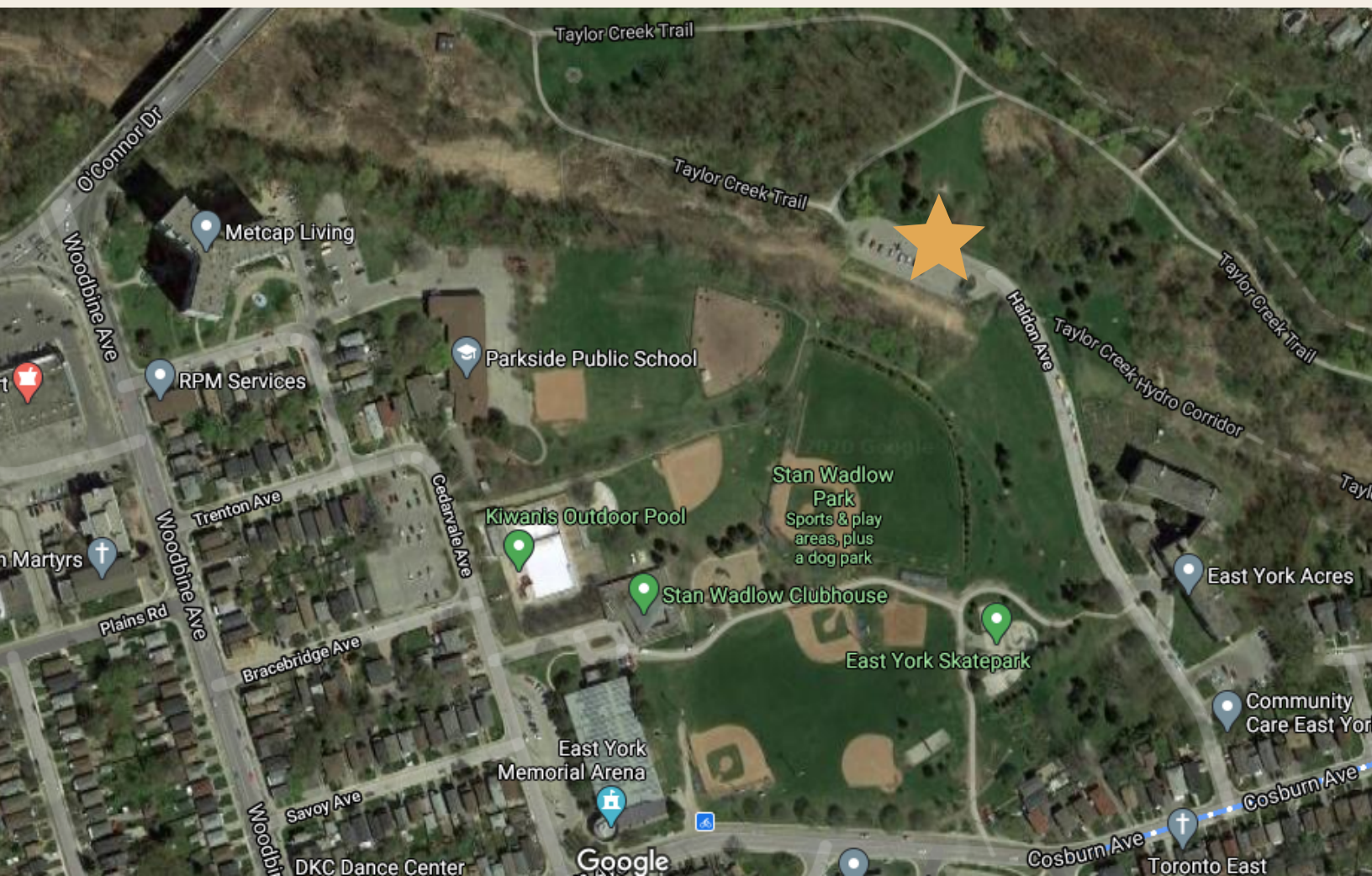
Central Meeting Location: Next to the parking lot

Transit/Walking Instructions

- Take the Line 2 (Bloor-Danforth towards Kennedy) Subway to Main Street Station
- At Main Street Station, take the 87A Cosburn to Broadview Station Via East York Acres bus for 10 stops
- Get off the bus at East York Acres Parking Lot At Haldon Ave
- Turn right onto Haledon ave and continue towards the meeting location

Biking/Driving Instructions

- Heading East on the Danforth, turn left onto Woodbine Avenue.
- Continue North and turn right onto Cosburn Avenue.
- Continue East and turn left onto Haledon Ave
- Continue until the designated parking lot



Directions - WEST END

King's Mill Park 43.64958, -79.49202

Transit/Walking Instructions

- Take the subway to Old Mill Station.
- When you exit, turn left out of the station.
- Turn left again onto Bloor St. Stay on the North side as you walk East.
- When you approach the bridge you will see a set of stairs on your left side. If you cross over the Humber River you have gone too far.
- Take the stairs down and turn Left, walking Northeast, past the parking lot until you see us in the nearby field.

Biking/Driving Instructions

- Heading West on Bloor St, turn right on Old Mill Trail (where the subway station is) and then another right on Old Mill Rd. Off of Old Mill Rd. you will see an entrance to King's Mill Park on the right.
- Turn right into the park and follow this paved road, past the first parking lot on your right. You will see us in the big field to your left (just before the second parking lot).

